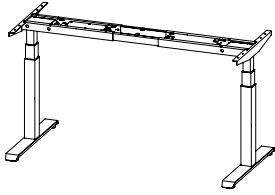


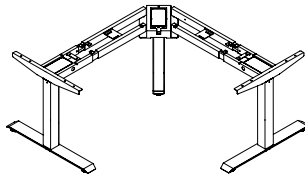
ACTIV | height adjustable bases



STATEMENT OF LINE

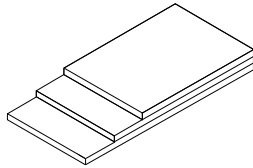


ACTIV-Pro
dual motor, available with 2- or 3-stage
legs in T or C foot style

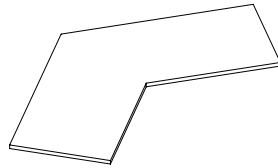


ACTIV-Pro3
3 legs/triple motor
90°/120° configurations

Worksurfaces

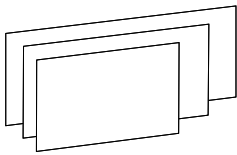


Linear (48", 60", 72")

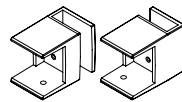


90°/120° (ACTIV-Pro3)

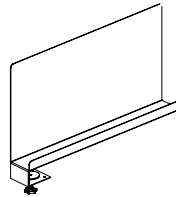
Privacy Screens



Fabric
height adjustable

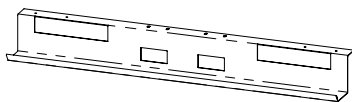


Screen Clips

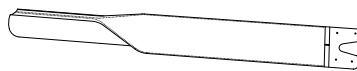


Side Screen

Accessories




Wire Tray



Soft Cable Management

FINISHES




Worksurfaces



Frames



Fabric Screens



SPECIFICATIONS ACTIV-PRO/2-STAGE LEGS

Handset	Push button with 4 programmable settings
Safety	Anti-collision
Foot Length in inches	22" and 28" for 24" and 30" deep worksurfaces
Legs	2 stage, available in T or C Leg style
Leg Diameter	2.75" x 2.75"
Height range (excluding top)	27"-46.7"
Frame width expansion	width extendable 48"-72" in 1mm increments
Worksurface widths	48", 60" and 72"
Worksurface depths	24" and 30"
Max lifting capacity	220 lbs
Base weight without top	76 lbs
Gauge of Steel	2mm
Speed	30mm/s
Standby Consumption	.2W
Active Consumption	200/360 W
Total Stroke	500 mm
Decibel rating	50db \leq
UL	UL962

SPECIFICATIONS ACTIV-PRO/3-STAGE LEGS

Handset	Push button with 4 programmable settings
Safety	Anti-collision
Foot Length in inches	22" and 28" available for 24" and 30" deep worksurfaces
Legs	3 stage, available as T or C Leg
Leg Diameter	2.75" x 2.75"
Height range (excluding top)	23.5"-49"
Frame width expansion	width extendable 48"-72" in 1mm increments
Worksurface widths	48", 60" and 72"
Worksurface depths	24" and 30"
Max lifting capacity	250 lbs
Base weight without top	76 lbs
Gauge of Steel	2mm
Speed	30mm/s
Standby Consumption	.2W
Active Consumption	200/360 W
Decibel rating	50db≤
Total Stroke	650 mm
UL	UL962

SPECIFICATIONS ACTIV-PRO3/3-STAGE LEGS

Handset	Push button with 4 programmable settings
Safety	Anti-collision
Foot Length in inches	22" and 28" available for 24" and 30" deep worksurfaces
Leg Stage	3 stage
Leg Diameter	2.75" x 2.75"
Height range (excluding top)	23.5"-49"
Frame width expansion	120°: 470mm / 90°: 500mm
Worksurface widths	Linear: 48", 60", 72" (see page 90 for 90° and 120° sizes)
Worksurface depths	24" and 30"
Max lifting capacity	300 lbs
Gauge of Steel	Inner/Middle tubes: 2mm / Outer tube 2mm
Base weight without top	113 lbs
Speed	33mm/s
Standby Consumption	0.1A
Active Consumption	200/360 W
Decibel rating	50db≤
Total Stroke	650 mm
UL	UL962

FEATURES



Choose 2 or 3 stage legs with T or C foot style



Linear, 90° and 120°




Seamless integration with ILINE



Standard handsets with 4 memory presets



Complete workstations: privacy screens, monitor arms, cable management, storage and seating



Two foot lengths support 24" and 30" deep worksurfaces

INSTALLATION TIME

ACTIV-Pro — 20 minutes per base, including worksurface

ACTIV-Pro3 — 30 minutes per base, including worksurface

CARE & MAINTENANCE INSTRUCTIONS

Wipe with a damp cloth using water or gentle, unabrasive cleaner. For guaranteed safety, patch test with diluted cleaner before wiping entire surface. Wipe dry with a clean cloth.

WARRANTY

10 years, including parts and approved labor. AMQ warrants that its products are free from defects in materials and workmanship for the life of the product. This warranty applies to ACTIV Products delivered in North America: United States, Canada and Mexico. The warranty is valid from the date of delivery, regardless of shift usage, to the original End User and is non-transferable.

CERTIFICATIONS

ANSI/BIFMA X5.5-2014
Indoor Advantage Gold

